


# STEINER RANCH RESIDENTIAL DESIGN GUIDELINE MANUAL


## 7.7 Accessory Structures


Pg 64

### **Playscape Structures:**

Playscapes are reviewed on an individual basis by the AC, but the following requirements should be kept in mind when designing or selecting your playscape:

 The primary material for the playscape structure must be constructed with a lumber that resists rotting and deterioration, i.e. redwood or treated lumber. Metal playscapes and swing sets are prohibited.

 Canopies on the playscape must be a solid color, preferably green or earth tone.

 Setbacks for playscapes up to 10' in height are to be no less than 5' from each side and/or rear property line. For playscapes, which exceed 10' in height, the portion over 10' in height cannot be any closer to side and/or rear property lines than 10', while the remaining portion under 10' in height shall be no less than 5' from side and/or rear property lines. Additional screening may be required, at the discretion of the AC. Playscapes in rear or side yards adjacent to the Golf Course may not be installed any closer to the rear property line than twenty five feet (25').

In all cases, the playscape cannot exceed 15' in height.



- Canopies on the playscape must be a solid color, preferably green or earth tone.
- Setbacks for playscapes up to 10' in height are to be no less than 5' from each side and/or rear property line. For playscapes, which exceed 10' in height, the portion over 10' in height cannot be any closer to side and/or rear property lines than 10', while the remaining portion under 10' in height shall be no less than 5' from side and/or rear property lines. Additional screening may be required, at the discretion of the AC. Playscapes in rear or side yards adjacent to the Golf Course may not be installed any closer to the rear property line than twenty five feet (25').

In all cases, the playscape cannot exceed 15' in height.